




My name is

Get Creative with Coloring!







My name is

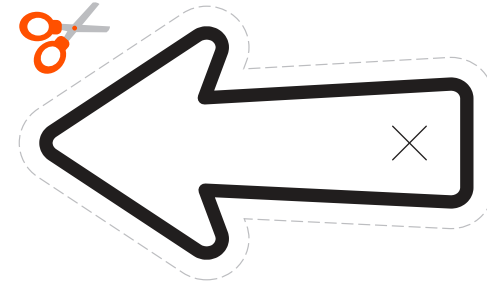
Get Creative with Coloring!



My name is

Get Creative with Coloring!





Get Creative with Coloring!

1. Cut out the color wheel and the arrow.
2. Place the arrow over top of the color wheel, lining up the Xs.
Use a brass fastener at the X to make a spinning color wheel.
3. Pick what part of the picture you will color, then spin the wheel to find a color to use.
4. Color in all the parts of the picture using the color wheel. You've made a unique and colorful picture!