


I'm A Baby Fish Headbands

Cut

Color

Download more worksheets at
[supersimple.com](https://www.supersimple.com)

© Skyship Entertainment 2025




I'm A Baby Fish Headbands

Cut

Color

Download more worksheets at
[supersimple.com](https://www.supersimple.com)

© Skyship Entertainment 2025




I'm A Baby Fish Headbands

Cut

Color

Download more worksheets at
[supersimple.com](https://www.supersimple.com)

© Skyship Entertainment 2025



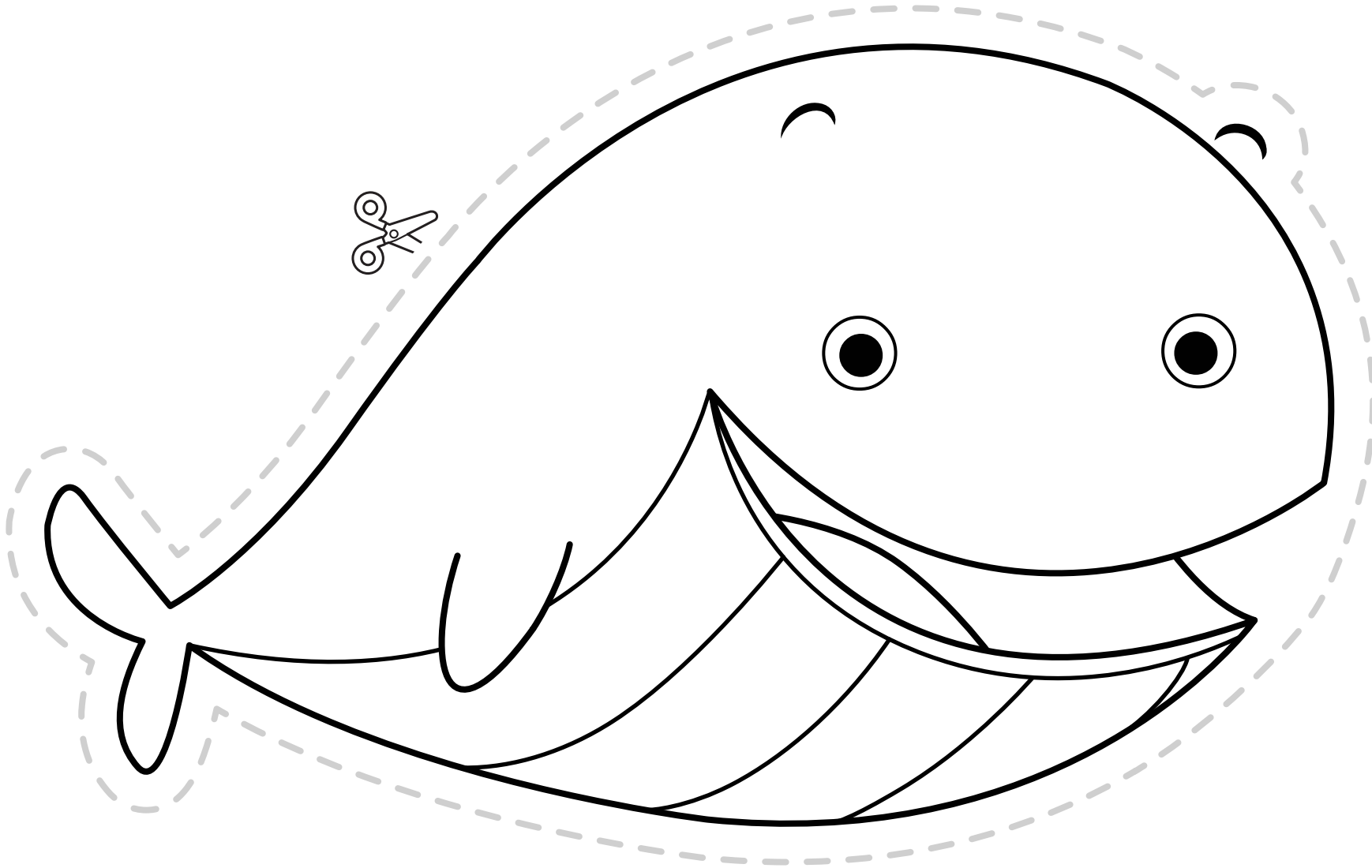
I'm A Baby Fish Headbands

Cut

Color

Download more worksheets at
[supersimple.com](https://www.supersimple.com)

© Skyship Entertainment 2025




I'm A Baby Fish Headbands

Cut

Color

Download more worksheets at
[supersimple.com](https://www.supersimple.com)

© Skyship Entertainment 2025

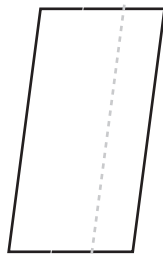


Make Headbands

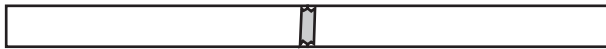
When teaching very young learners, it's often best for the teacher or parent to prepare the headbands in advance. Be sure to test the size of the headband with one of the young learners before making too many.

- 1 Step 1:**
Cut 2 strips of sturdy, colorful paper.
Water colors such as blue, light blue, or white work great!

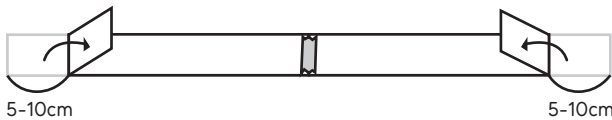
A4 or 8.5" x 11" sheet
5cm



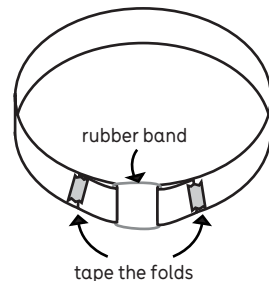
- 2 Step 2:**
Tape 2 strips together to make one headband.



- 3 Step 3:**
Fold the ends of the strips 5-10 cm. (For younger kids, make the fold larger. For older kids, make the fold smaller.)




- 4 Step 4:**
Put a rubber band (not too thick or strong) inside the folds and tape the folds shut.




Attach Underwater Animal to the Headband

Learners of every age can color the illustration. Younger students may need assistance cutting the illustration out. Always supervise cutting activities.

- 5 Step 5:**
Color and cut out the character illustration.



- 6 Step 6:**
Tape or glue the character illustration to the front of the headband.



- +** Make the activity even more fun by decorating the headband with drawings of other sea creatures, or ocean waves.

