



I'm Making A Card

Color



Cut

Glue





Download more printables at
supersimple.com

© Skyship Entertainment 2025

1. Color in, then cut out the pictures.
2. Fold the next page in half to create your card.
3. Glue the pictures to the cover and on the inside. You can also create your own decorations!
4. Sign and give your card to someone you care about!



Scan this code to
listen anywhere you
get your podcasts!



To:

From:
